

WOOD IS OUR SECOND SKIN





Expertise Spread Across 3,50,000 Sq. Ft. of Landscaped Area.





# A GLIMPSE INTO THE WORLD OF



## GET YOUR DESIRE FRAMED

### Doors, Modular Kitchen, Wooden Floorings

A leader in manufacturing premium wood-based solutions, Shreeji is a name to reckon with in the woodcraft industry. We develop exclusively finished contemporary wooden doors, frames, and international wooden flooring for sports and leisure.



#### King-Size Infrastructure

Our infrastructure facility based in the heart of nature at Silvassa is spread over a colossal area of 3,50,000 sq. feet. With state-of-the-art machinery that offers world-class automation and mechanism to encompass the line of production, we are now spreading our wings globally.




#### Turnkey Solutions

Our end-to-end solutions eliminate the need to visit multiple vendors. At Shreeji, the entire process of door manufacturing & installation is covered—from taking the measurements, creating the design, manufacturing, & shipping installation.



#### Not At Mother Nature's Cost

Our wood-based masterpieces are produced with minimal impact on the environment.



# WE CREATE EMPOWERING STATEMENT PIECES

Creating statement pieces is at the core of Shreeji and over the years many of our works have emerged as luring icons. We love taking risks and turning heads. Three of our iconic brands include Eliziio, Zyrex, & SMART.



**eliziio**<sup>®</sup>  
Elegance Refined with Ease

Elevating elegance to a masterpiece, Eliziio is a range of premium doors and frames redefining luxury. This classic range belongs to the modern world of laminate finishes and meets international standards. A symbol of beauty and grace, they are a hallmark of excellence. All the more, our frames are visually as stunning as the doors and designed to look alike.



SMART is the exclusive representation of Shreeji showcasing the finest contemporary kitchens. Offering tailored designs combining elegance and function, we effortlessly cater to projects of all styles. These kitchens are constructed keeping functional ease at the forefront to make your life as organized as possible. Our kitchens are designed in a way that our customers look forward to coming home.



**ZYREX<sup>®</sup>**  
Surfaces That Make Champions

Artistically wow and engineered to last indefinitely, Zyrex is our premium range of wooden floors, conforming to international standards. We make the finest wooden squash, badminton, tennis, basketball, and multi-purpose courts you'll find.





# THE DOOR FOR EVERY SPACE



Apartments, Row Houses, Duplex, Bungalows, Villas



Office and Corporates



Hotels & Hospitals



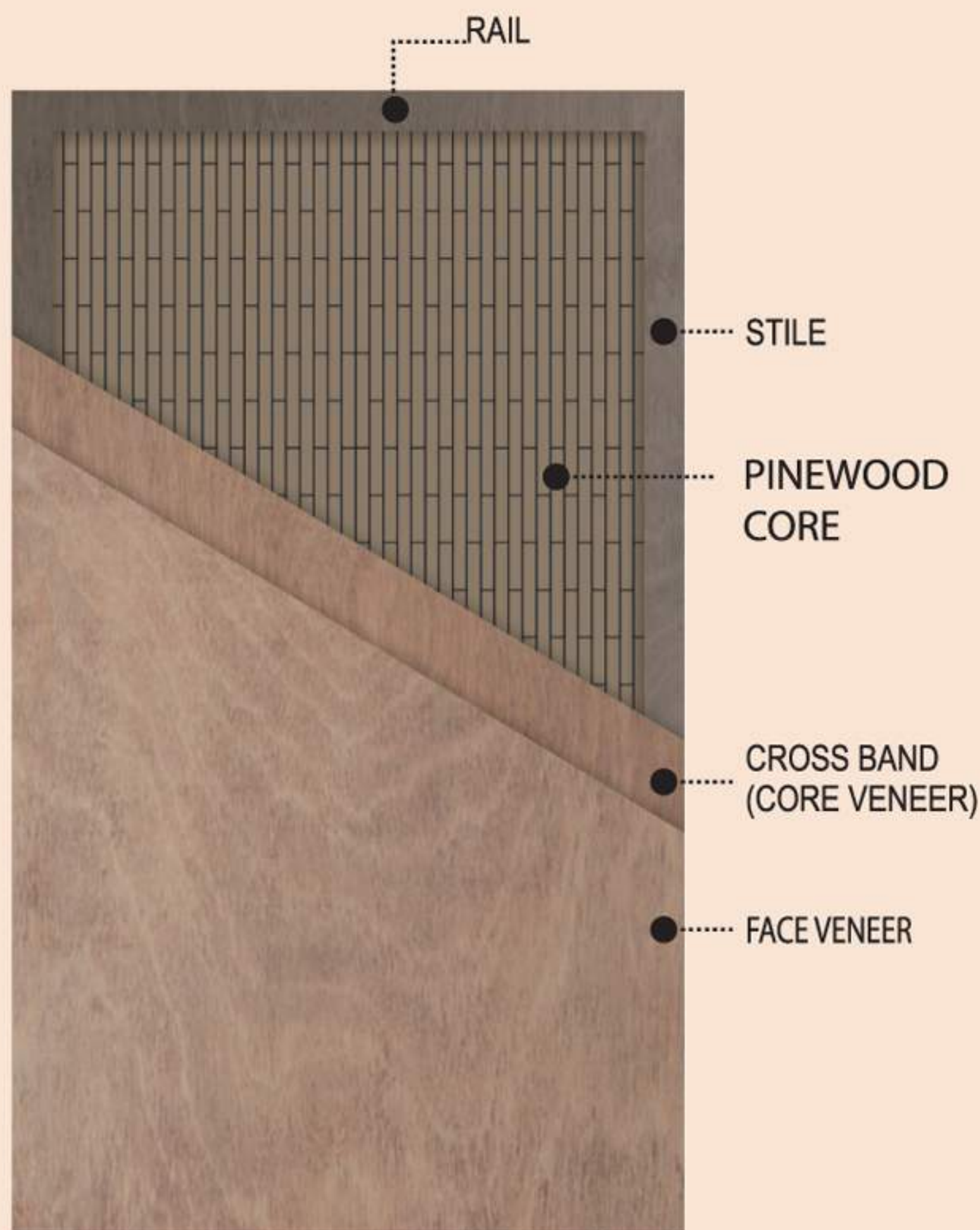
Schools, Colleges, & other Institutional Projects



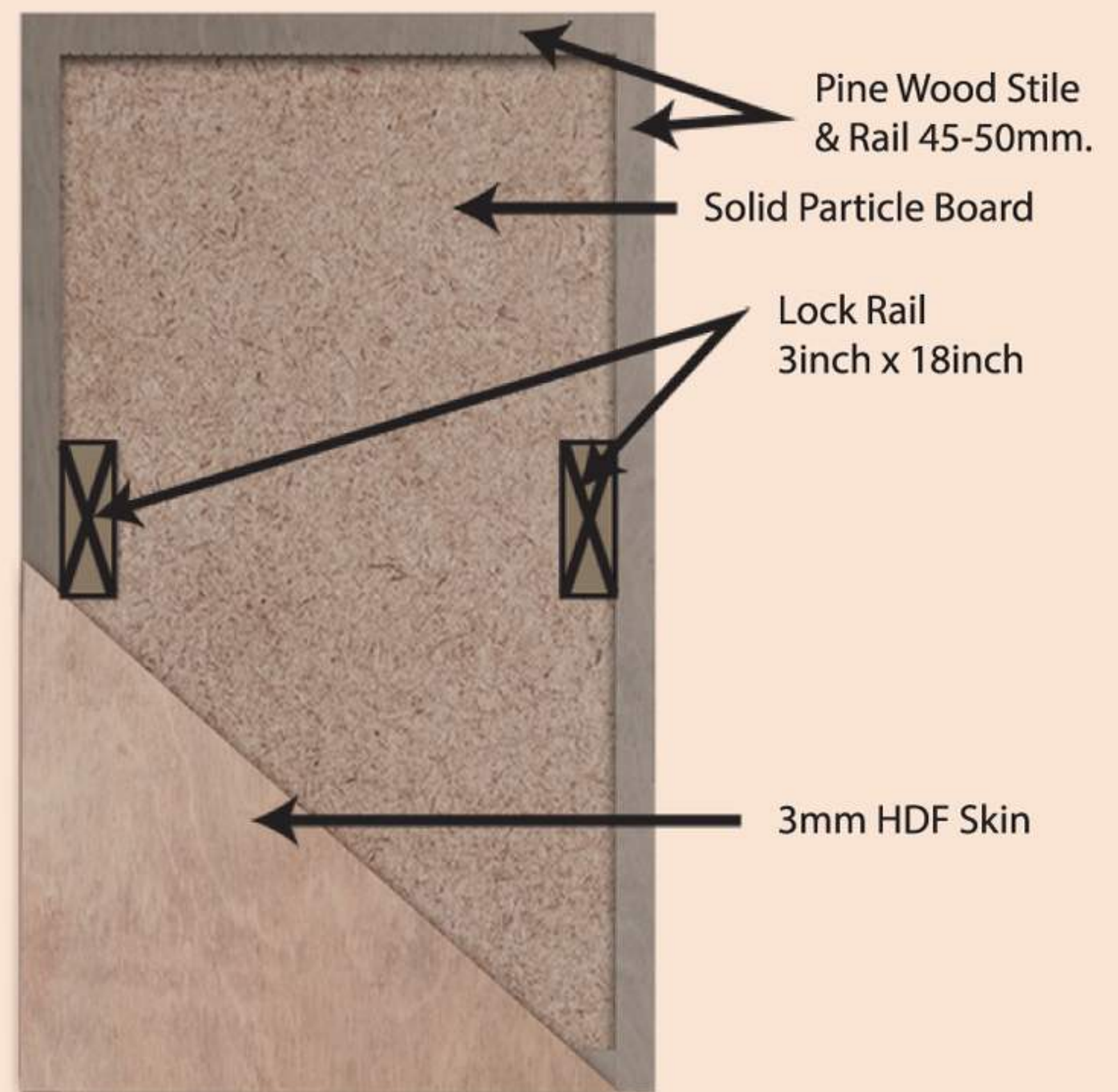
# OPEN THE DOOR TO MORE DOOR IDEAS

FLUSH DOORS	10
VENEER DOORS	11-12
LAMINATED DOORS	13-14
SKIN MOULDED DOORS	15-16
LAMINATED MOULDED DOORS	17-18
FRP DOORS	19-20
FRD DOORS	21-22
WOODEN PANEL DOORS	23
SOLID WOOD DOOR FRAMES	24
SAFETY DOOR	25

Resplendent in their beauty, Shreeji's flush doors are a rare combination of elegance and strength. Our flush doors feature a solid and blockboard core, cross band, and veneer faces on either side.



Shreeji Regular (5PLY Doors)



Shreeji HDF (3 PLY Doors)

**TYPE : (A) COMMERCIAL**

With face veneers from selected commercial hardwood.

**TYPE : (B) DECORATIVE**

With one or both side face veneers from decorative timber like Teak, Wenge, Sapeli / varieties of lamination and decorative skins.

**THICKNESS**

30, 32, 35, 38, 40, 45, 50 & 55 mm in double or single leaf construction.

**SIZE**

Supplied in Standard Size as per IS or as per the requirements.

**CORE OPTIONS**

- Timber core • Particleboard
- Honeycomb core

**SALIENT FEATURES**

- Hot Pressed at high temperatures to ensure consistent performance for a long period of time
- Calibrated Shutters
- Termite Borer Proof
- Offering light, imported Gurjan Face Veneer
- Core drying for moisture. Full thickening Core
- Manufactured as per IS 2202
- Moisture-free Kiln Dry Seasoned Materials Used

# VENEER DOORS

Designed with decorative veneer and finished with natural melamine, Shreeji's veneer doors are a sublime meld of beauty and strength. These veneer-finished doors offer a luxurious feel and follow international standards.



VD-6

## **TYPE : (A) COMMERCIAL**

With face veneers from selected commercial hardwood.

## **TYPE : (B) DECORATIVE**

with one or both side face veneers from decorative timber like Teak, Wenge, Sapeli and many more as desired.

## **THICKNESS**

30, 32, 35, 38, 40, 45, 50 & 55mm in double or single leaf construction.

## **SIZE**

Supplied in Standard Size as per IS or as per the requirements.

## **CORE OPTIONS**

- Timber core
- Particleboard

## **SALIENT FEATURES**

- Range of decorative veneer used to match interiors
- Aesthetic Feel of Natural Wood / Reckon Veneer
- Termite Borer Proof
- Features BWR Grade or BWP Grade Plywood that offers much better resistance to water
- Moisture-free Kiln Dry Seasoned Materials Used
- Hot Pressed at high temperatures to ensure consistent performance for a long period of time
- Full thickness of 3.5mm decorative veneer
- Calibrated Shutters



**VD-7**



**VD-8**



**VD-9**



**VD-10**

# LAMINATED DOORS

Pre-finished to excellence and ready to install, Shreeji's laminated doors bestow any property with beauty and practicality. Lamination is a process of pasting a laminated sheet with heat and pressure. It offers the ply of the material beneath extended longevity.



**LD-66**

## **THICKNESS**

30, 32, 35, 38, 40, 45mm

## **SIZE**

Supplied in Standard Size as per IS or as per the requirements.

## **CORE OPTIONS**

- **Timber core**
- **Particle board**
- **Honeycomb core**

## **SALIENT FEATURES**

- Range of decorative laminate used to match interiors
- Crafted to be dimensionally stable
- Shock Resistant & Termite Borer Proof
- Features BWR Grade or BWP Grade Plywood that offers much better resistance to water
- Moisture-free kiln dry seasoned materials used
- Available in 0.8mm or 1mm thick high pressure laminate
- Satisfied Criteria of bonding of laminate ensure consistent performance for a long period of time
- Accuracy in size & thickness
- Calibrated Shutters



LD-6



LD-25



LD-30



LD-60

# SKIN MOULDED DOORS

Shreeji's Skin Moulded Doors are crafted with extreme finesse and precision. Manufactured using excellent HDF door skin bonded with high-grade resin, these doors meet superior-quality standards down to the last detail.



**2 Panel**

#### **THICKNESS:**

**30, 32, 35, 38, 40, 45, 50 & 55mm** in double or single leaf construction.

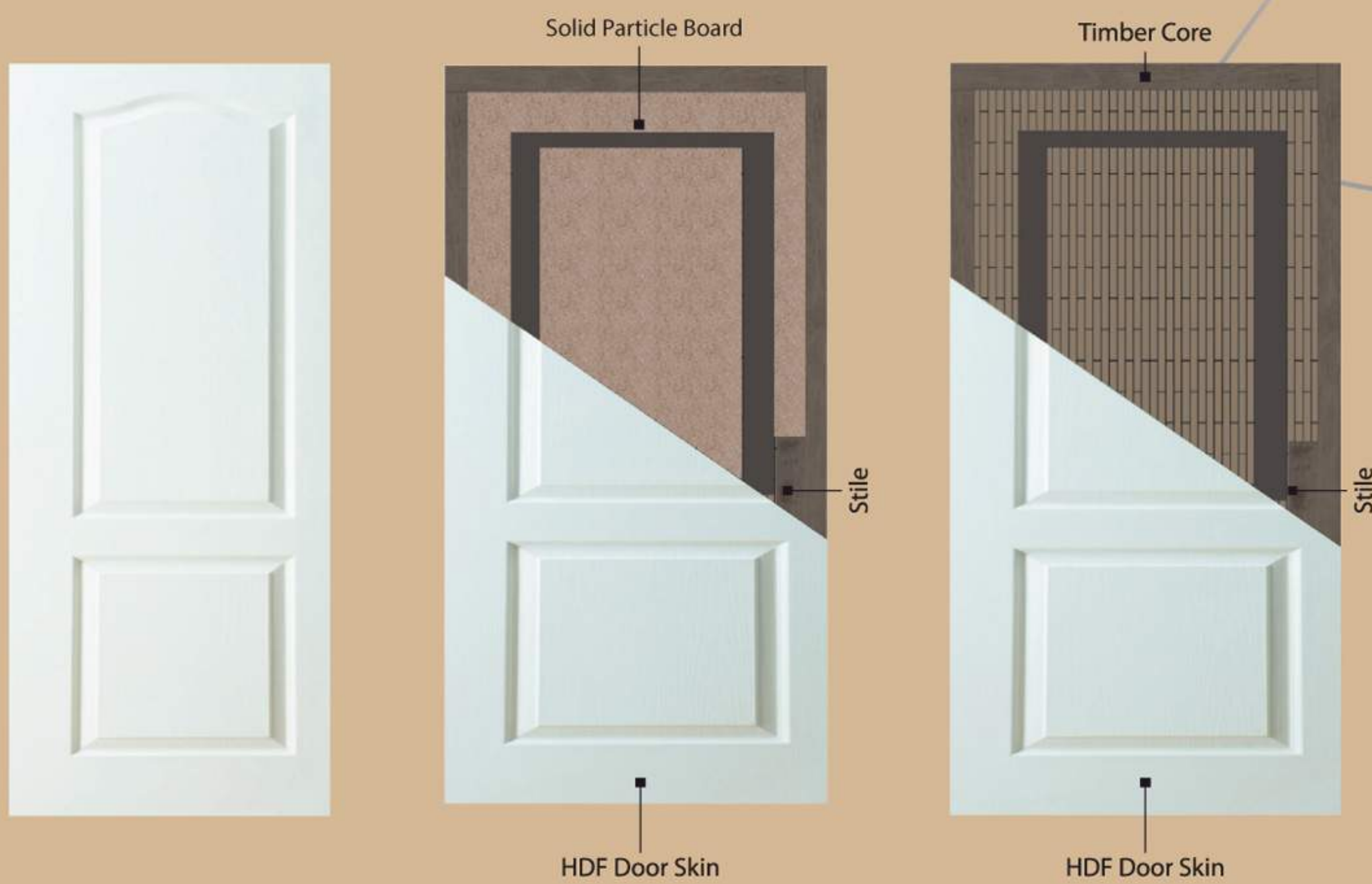
#### **CORE OPTIONS**

• **Particle board** • **Honeycomb core**

#### **SALIENT FEATURES**

- Primered in White to allow you to paint in your desired colour
- Features excellent screw holding capacity
- Boasts an aesthetically beautiful look
- Termite Borer Proof
- Uses masonite skin





S. No.	Product name	Thickness (inch)	Length (mm)	Width (mm)
1	Two Panel	30 to 50mm	2110	670 / 822 / 873 / 924 / 1020
2	Four Panel Arch	30 to 50mm	2110	670 / 825 / 945 / 1020
3	Six Panel Texture	30 to 50mm	2110	619 / 670 / 721 / 722 / 822 / 873 / 924 / 1020

# LAMINATED MOULDED DOORS

Our Veneer/PVC Laminate Moulded Doors are skin moulded doors coated with high-grade PVC foil that showcases a pre-finished tasteful appearance. We deliver these paint- and polish-free, zero maintenance masterpieces at your doorstep—redefining convenience for you. Comprising a high-quality fiber-board panel, they offer outstanding resistance to shrinking, swelling, and cracking.



## **LAMINATED / VENEER DOORS :**

Our range of doors, frames, and solutions can also be custom-designed by an architect as per their client requirement.

## **THEY ARE MADE USING TWO LAYERS :**

Particle Board and Honeycomb Core.  
The high-grade PVC foil or veneer is then pressed with a vacuum press.

These doors are available in a variety of designs like 2-panels, 4-panels, 6-panels and even in Decorative Veneer finishes.

## **THICKNESS**

**30, 32, 35, 38, 40, 45, 50 & 55mm** in double or single leaf construction.

## **SIZE**

Supplied in standard sizes as per availability.

## **CORE OPTIONS**

• Particle board • Honeycomb core



1372



1919



3259



6614



8021



9036

# FIBER REINFORCED PLASTIC (FRP) DOORS

Elegance and excellence come together in Shreeji's Fiber Reinforced Plastic doors. Featuring a polyester resin fiberglass coating, these masterpieces are 100% water-resistant and are specially designed for washrooms and terraces.

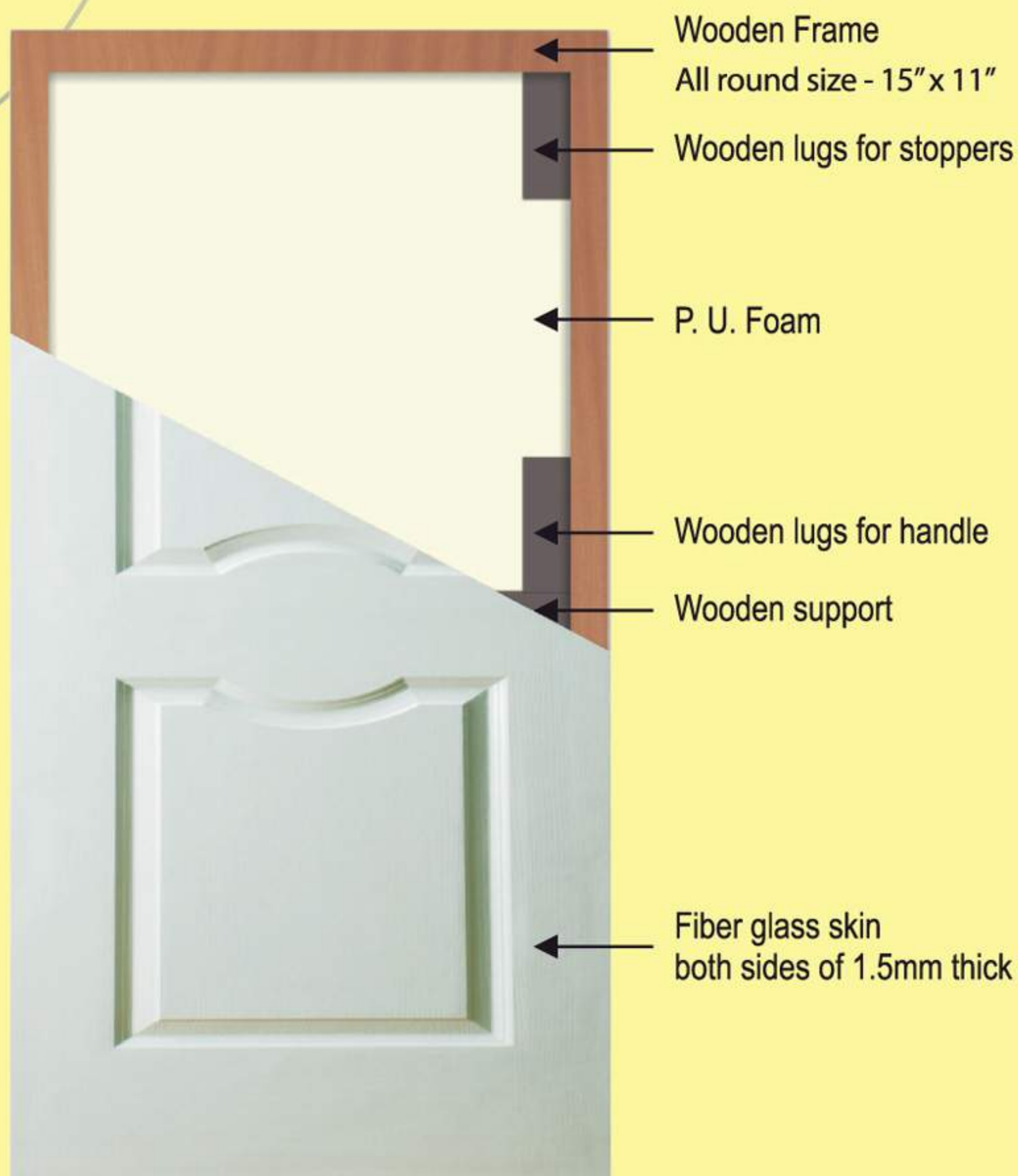


**THICKNESS**  
FIBERGLASS SKIN BOTH SIDES OF **1.5MM** THICKNESS

**SIZE**  
Supplied in Standard Size as per IS or as per the requirements.

- SALIENT FEATURES**
- Designs available in 2-panels, 4-panels, 6-panels
  - Uses P.U. foam for inner consistency

# FRP Doors



## Specifications:

F.R.P. doors have a significantly lower coefficient of thermal expansion as compared to PVC & Wooden Doors. Hence, both doors and frames can be manufactured to the right tolerance. In fact, the doors have excellent thermal and sound insulation characteristics when filled with high-density foam. Further, doors with fire retardant properties can also be manufactured.

35 MM is the standard door thickness and the moulded 1.5mm thick F.R.P. skin over the core material forms a sandwich panel. Plus, compatibility to accessories like handles, locks, stoppers, etc., is enhanced through essential wooden support.

Fixing properties are as durable as conventional doors.

F.R.P. Doors are free from swelling, warping or splitting as they offer good impact resistance while keeping you worry-free of damages from water, insects and termites. Excellent weathering properties is also their forte.

Shreeji Woodcraft manufactures these in a wide range of colours and self-pigmentation, They can also be spray-painted as per specific requirements.

## Advantages and Features:

- Completely free from weather & water effects, and maintenance free.
- Best option for Wooden Bath/WC frames & shutters
- Doors are more cost-effective than wooden and PVC doors.
- Easy to install
- More compatible to hinges and fittings than PVC doors
- Extremely Light Weight (1 Kg/Sq. feet.) due to P.U.Core
- Frames are available in 3 assembled pieces
- Numerous Colour Options
- Easy to paint
- Custom & Standard sizes are available
- Compatible with wooden & metal frames
- No ageing due to sun light. Looks new even after many years.
- High aesthetic value due to panel type design
- High compression strength due to Polyol foam

# FIRE RETARDANT DOORS (FRD)

Shreeji's incredible range of Fire Retardant Doors are crafted using heavy sections of wood treated with fire retardant applications to make them withstand severe fire. Our doors feature a solid core, hot-pressed wood conforming to IS – 3614. They are capable of resisting severe fire at the time of crises for 30 / 60 / 90 & 120 minutes.



## SALIENT FEATURES

- FRD Doors conforms to BS-476 (Part 20&22) & IS-3614 (Part2)
- Fire Rating 30/60/120 minutes
- Fireproof – Calcium silicate sheets are used as fire resistance materials
- Certified by IPIRTI (Indian Plywood Industries Research & Training Institute)
- Hot Pressed at high temperatures to ensure consistent performance for a long period of time
- Calibrated Shutters
- Termite Borer Proof and Shock Resistant
- Door height 2750 approved certificate
- Range of decorative laminate/Veneer to match interiors

## Fire Retardant Doors & Door Frames

Various capacities of doors viz. 30 / 60 / 120 minutes are manufactured as per the client's requirement. The doors are then installed systematically with selected intumescent strips, fire retardant frames of specified rating and fire retardant hardware approved by CBRI, ROORKEE.

It is mandatory to install these as per the guidelines specified by the hardware manufacturer to ensure that the assembly confirms to **BS 476 part 8/22 and IS 3614 Part 2 and IS 3809.**



The design and construction of fire retardant doors involves skills and specialized knowledge of architects, fire experts, door manufacturers and iron mongers.

For instance, the ironmongery fitted to the door has one of the most critical influences on its functioning as it encourages self-closing in case of a fire break out.

# WOODEN PANEL DOORS

Created with stiles, panels, and rails on a wood surface, our eclectic wooden panel doors have long been considered a premium choice for home entrances. Combining a variety of superior components allow these panel doors to retain their shape even after expanding and contracting with climate change.



## **SALIENT FEATURES**

- Solid Wooden Door – Specially used for main door
- Moisture-free Kiln Dry seasoned materials
- Extremely strong construction for extended longevity
- Boasts an aesthetically beautiful look



## SOLID WOOD DOOR FRAMES



Fashioned from superior-quality wood, Shreeji's Solid Wood Frames are designed to last indefinitely. All the more, we make it moisture-free with the latest Kiln-seasoned technology in digitally controlled conditions as per IS 1141 -1993. Simultaneously, strict quality norms are adhered to for a consistent quality output.



### **AVAILABLE WOOD OPTIONS :**

Beech Wood, Red Meranti, Teak Wood, & Any other wood as per customer requirement.

### **AVAILABLE FINISHES :**

PU Painted, Natural PU, Stain PU, Melamine Polish

### **SALIENT FEATURES**

- Add a classy touch to the interiors
- Offers fire/smoke resistant intumescent strip for safety
- Can be custom-designed by an architect as per client requirement
- It gives aesthetic look

# SAFETY DOORS

Specially manufactured for your safety, these doors are acquired through internationally standardized processes. Safety doors are a fine meld of aesthetic values along with strength. Architects, builders, and contractors all prefer high-quality safety doors.



## **TYPE: (A) COMMERCIAL :**

With face veneers from selected commercial hardwood.

## **TYPE: (B) DECORATIVE :**

With one or both side face veneers from decorative timber like Teak, Wenge, Sapeli / varieties of lamination and decorative skins.

## **THICKNESS**

**25, 30, 32 & 35 mm** in double or single leaf construction.

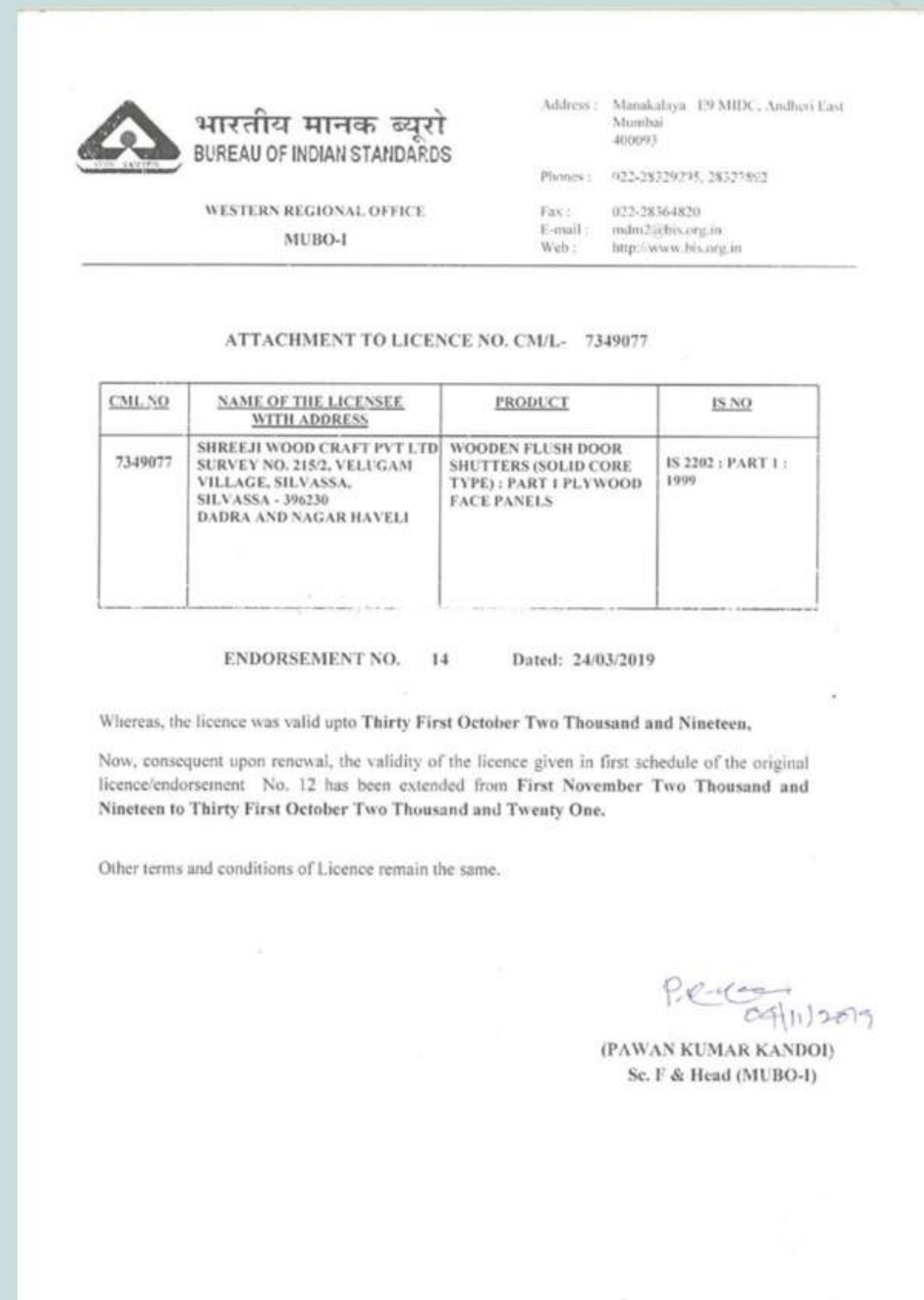
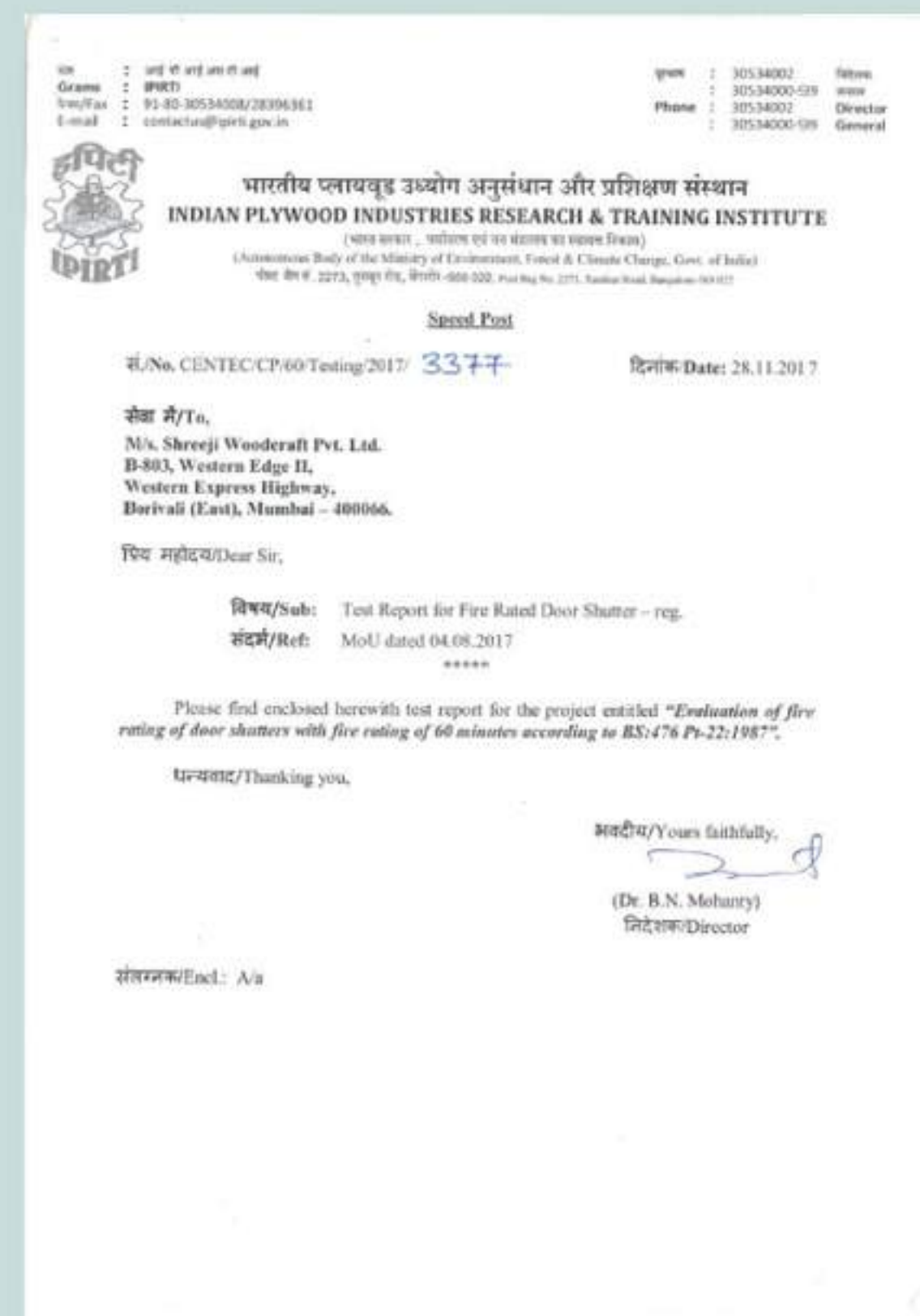
## **SIZE**

Supplied in Standard Size as per IS or as per the requirements.

## **SALIENT FEATURES**

- Beautiful in look, High Resistance
- Durable against high moisture conditions & cyclic changes in weather
- Decay proof
- Made with seasoned wood as per IS : 1141 – 1973
- Prefabricated and ready to fix
- Relatively Affordable

# CERTIFICATIONS





**SHREEJI WOODCRAFT PVT. LTD.**

B/803, Western Edge II, Western Express Highway, Borivali (East), Mumbai - 400 066. India.

+91 22 42934444 | [info@shreejiwoodcraft.com](mailto:info@shreejiwoodcraft.com) | [www.shreejiwoodcraft.com](http://www.shreejiwoodcraft.com)

**NAVI MUMBAI OFFICE**

731, Grohitam,  
Plot No. 14-B,  
Sector-19, Vashi,  
Navi Mumbai

**PUNE OFFICE**

BParasmani Bungalow,  
2nd floor, 280 – C/8,  
Mahatma Phule Pet,  
Near Sonmarg Talkies,  
Pune – 411042

**BANGALORE**

122, The Arcade@  
Brigade Meadows,  
Office No: 306, Kaggalipura,  
Bangalore – 5600820